

Squidoo Plexo Ranking Poll

Squidoo-Plexo for Ranking!

The Plexo Plugin includes a macro and a widget.

The Plexo Macro allows you to embed a Plexo poll into a Clearspace document; the Plexo widget allows you to display a Plexo poll on your dashboard. Both require that you first create a Plexo or use an existing one that comes from <http://www.squidoo.com>.

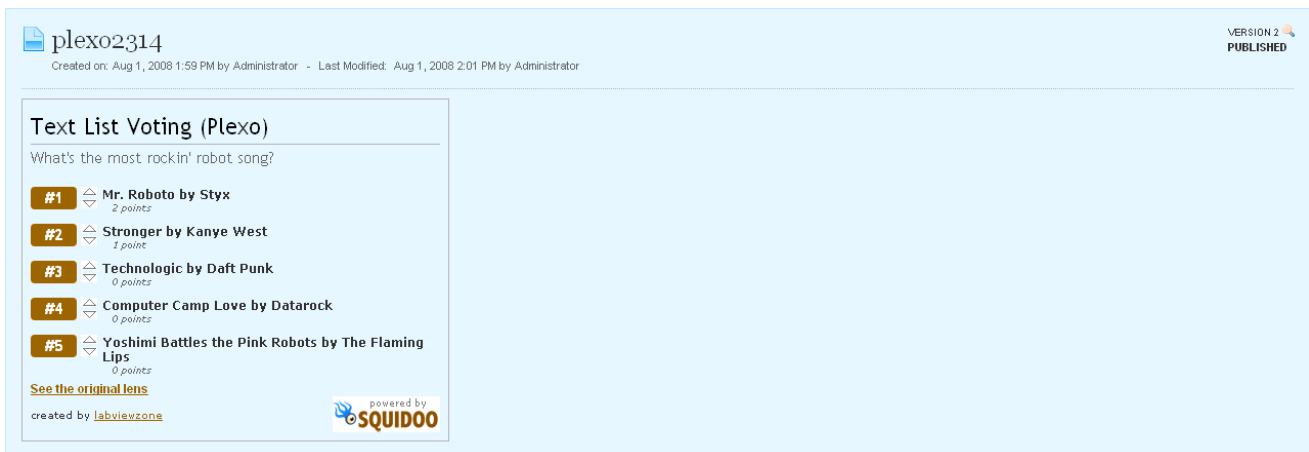
Potential Uses of the Plexo

*You could create a document for a specific group to get their feedback about a certain subject by posting a poll

*Create a high profile pole on the Homepage as an administrator of your workspace.

```
{plexo:items=5|ID=1}http://www.squidoo.com/scripts/plexo/syndicate.php?plex_id=243366{plexo}
```

Screenshot of the macro being rendered inside a document:



What's Included

Java Source

- PlexoMacro.java
- PlexoUtil.java
- PlexoWidget.java

Resources

- plexo-output.ftl
- plexo-outputPreview.ftl

Plugin Essentials

- build.xml
- plugin.xml
- PlexoWidget.properties
- Plexo.jar
- PlexoREADME.htm

Installation & Usage

- Like Most Clearspace Plugins, you install Plexo through the Admin Console; navigate to System > Plugins > Add Plugin, and browse for the JAR file.
- Poll users or groups about certain topics by adding a Plexo Poll to documents, discussions, or Clearspace homepage; create high visibility, or target the specific groups that the Plexo most directly affects.
- You can use the Squidoo for:
 - Linked List Voting
 - Plain Text Voting

- You Tube Voting

Limitations

- Only one Plexo Poll can exist on the Homepage or within a document; does not support multiple instances on the same page
- The voting requires a Squidoo account; you are asked to login before you can alter the poll; the results of the votes are public to everyone.

Future Improvements

- We hope to add the functionality to allow multiple Plexo polls on the same page/ in the same document.
- If possible, we would like to create a way to make some polls anonymous.

Widget Screenshots

These are photos of the widget on the Dashboard of Clearspace

Plexo View in Personalize Edit properties mode

Plexo Widget Edit Remove

This Widget will retrieve data from an existing Squidoo Plexo poll.
Instructions:

A poll must come from <http://www.squidoo.com> content type: Plexo.
To retrieve your poll, go to the page where the Plexo resides, and click Grab this list. Choose the Radio Button called 'Get the Widget.' next you need to 'Make the Widget!'
The properties necessary to render the widget come from this code:

Custom Title:
Change the widget's title if you like.

CSS ID:
The CSS ID encapsulated in div tags. CSS ID (div id='...')

HTML Link:
The Location of the Module the Plexo resides on. Link (a href='...')


Plexo ID:
The src (source) specific to your Plexo. Source (src='...')

Display Items:
Number of items you would like displayed. Results (num_results: '')

Plexo on the Dashboard (Large Container)


Plexo Widget

Funny YouTube Videos | Humor
Computer Ads | Computer Jokes on
YouTube



[See the original lens](#)







created by [svafthegeek](#)

powered by 

Plexo on the Dashboard (Small Container)


Plexo Widget

**Funny YouTube Videos |
Humor Computer Ads |
Computer Jokes on
YouTube**

	
<i>0 points</i>	<i>0 points</i>
	
<i>0 points</i>	<i>0 points</i>
	
<i>0 points</i>	<i>0 points</i>

[See the original lens](#)

created by [syafthegeek](#)

powered by  **SQUIDOO**

Squidoo Plexo Ranking Poll